

HODK-8K 8 Function Electric Hospital Bed



Product Description

1. Nurse controller & Rail controller
2. Linak electric motor
3. Drainage hook
4. Angle scale
5. CPR handle
6. Rise-and-fall guide wheel
7. Detachable PP head and foot board & PP side rail

Product Parameters

| PARAMETER | SPECIFICATON |
|-------------------------------------|---|
| Size | 2050/2230*935*500/1000mm |
| Full length | 2025-2230mm |
| Full width | Including the side rails:1050mm & With the side rails:990mm |
| Bed base height range | Maximum height:1000mm & Minimum height:500mm |
| Patient touching surface | 900*1960mm |
| Back section panel | 0~75°(±5°) |
| Leg section panel | 0~45°(±5°) |
| Trendelenburg/Anti-trendenburg | 0~10° |
| Maximum safe load | 250KG |
| Accuracy of measurement | 0.1KG |
| Diameter of centrally silent castor | 125mm |

Optional Accessory

Mattress/Over-bed table/Bedside cabinet/Back-up Battery/CPR control/Self help pole

HOICU-5 5 Function Electric Hospital Bed (Luxury)



Features

1. With easily operated touching switch, solve the problem of limited service life of mechanical keypad and keypad invalid due to constantly operating
2. Insert touching switch in the 2 pcs side rail at the head side, for patient adjust bed posture easily. Also a touching switch system at the foot board, with Patient Lock-Out system, for nursing person's operation
3. Back-rest, Leg-rest, High-low, Trendelenburg, Rev. Trendelenburg all by electrically controlled with indicator light to show the work status
4. Black&Leg linkage movement: back-rest and leg-rest can up/down at the same time, supply convenient operation
5. With the "reset" button to make the bed be flat and lowest from any position
6. Back battery, for emergency power failure
7. Detachable head&foot board in PP plastic, can be fixed when assembled
8. 4 pcs drop-down PP protective railing, controlled by gas spring
9. Bed board with soft connection, make the bending of the bed board more smooth to let the patient feel more comfortable when lying in the bed
10. Central brake castors, brake the un-brake controlled by electric-operation
11. I.V pole mount bracket, at 4 corners of the bed frame

Specification

| PARAMETER | SPECIFICATION |
|------------------|--|
| Material | Steel frame work, Top class ABS&PP plastic |
| Dimension | 2260mm(L)*1050(W)*530mm(W)-710mm |
| Bed Board | 1940mm(L)*900mm(W) |
| Hi-Low | 710mm-530mm |
| Back-Rest | 0-65° |
| Leg-Rest | 0-40° |
| Trendelenburg | 0~10° |
| Anti-trendenburg | 0~10° |
| Net Weight | 148kg |
| Load Capacity | <250kg |
| Castor | Φ150mm Universal (Central Brake).Electric brake&un-brake |



HOICU-6 5 Function Electric Hospital Bed (Luxury)



Features

1. With easily operated touching switch, solve the problem of limited service life of mechanical keypad and keypad invalid due to constantly operating
2. Insert touching switch in the 2 pcs side rail at the head side, for patient adjust bed posture easily. A 10.2" touching screen at the foot board, display all the bed posture figures with Patient Lock-Out system, for nursing person's position
3. Back-rest, Leg-rest, Hi-low, Trendelenburg & Rev. Trendelenburg all achieved by electrically controlled, with indicator light to show the works status
4. Black & Leg linkage movement: back-rest and leg-rest can up/down at the same time, supply convenient operation
5. Bed position data can be stored and call out
6. Function of weight scale, weight data can be stored and managed
7. Off-bed alarming
8. With the "reset" button to make the bed be flat and lowest from any position
9. Back battery, for emergency power failure
10. Detachable head foot board in PP plastic, can be fixed when assembled
11. 4 pcs drop-down PP protective railing, controlled by gas spring
12. Bed board with soft connection, make the bending of the bed board smoother to let the patient feel more comfortable when lying in the bed

- 13. Central brake castors,brake the un-brake controlled by electric-operation
- 14. I.V pole mount bracket, at 4 corners of the bed frame
- 15. Standard Accessory Pole



Specifications

| PRAMETER | SPECIFICATION |
|------------------|--|
| Material | Steel frame work,Top class ABS&PP plastic |
| Dimension | 2260mm(L)*1050(W)*530mm(W)-710mm |
| Bed Board | 1940mm(L)*900mm(W) |
| Hi-Low | 710mm-530mm |
| Back-Rest | 0-65° |
| Leg-Rest | 0-40° |
| Trendelenburg | 0~10° |
| Anti-trendenburg | 0~10° |
| Net Weight | 158kg |
| Load Capacity | <250kg |
| Castor | Φ150mm Universal (Central Brake).Electric brake&un-brake |

HODK-51L 5 Function Electric Hospital Bed



Product Description

1. Detachable ABS head/foot board
2. Collapsible aluminum alloy guardrails
3. Integrated stamping frame and mattress base are made of steel epoxy
4. I.V. Pole & Drainage hook with PU cover
5. Heavy duty caster with brakes 5"
6. Hand remote control
7. Back, Knee, Hi/Low, Trendelenburg & Anti-Trendelenburg adjustment by 4 motors

Product Parameters

| PARAMETER | SPECIFICATION |
|--------------------------------|-----------------------|
| Overall size | L2150*W950*H400-720mm |
| Mattress size | 1950*830mm |
| Adjustable height | 400-720mm |
| Angle of back section | 0 – 75°(±5°) |
| Angle of leg section | 0 – 45°(±5°) |
| Trendelenburg/Anti-trendenburg | 0~12° |
| Net weight/Gross weight | 100KG/105KG |
| Carton Dimension | 2050*1000*370mm |
| Weight Capacity | 250KG |

Optional Accessory

Mattress/Over-bed table/Bedside cabinet/Back-up battery/CPR control/Self help pole

HODK-58K 5 Function Electric Hospital Bed



Product Description

1. 4-sectioned steel mattress base. And bed frame is made of steel epoxy, polyester powder coated and baked finish.
2. Collapsible ABS guardrails
3. Back, Knee, Hi/Low, Trendelenburg & Anti-Trendelenburg adjustment by 4 motors
4. Detachable ABS head/foot board, it locked with a safety switch
5. I.V Pole & Drainage with PU cover
6. Castors of center controlled 125mm
7. Handset 1pc

Product Parameters

| PARAMETER | SPECIFICATION |
|--------------------------------|------------------------|
| Overall size | L2150*W1050*H460-720mm |
| Mattress size | 1950*830mm |
| Adjustable height | 460-720mm |
| Angle of back section | 0 – 75°(±5°) |
| Angle of leg section | 0 – 45°(±5°) |
| Trendelenburg/Anti-trendenburg | 0~12° |
| Net weight/Gross weight | 120KG/125KG |
| Carton Dimension | 2050*1000*500mm/1pc |
| Weight Capacity | 250KG |

Optional Accessory

Mattress/Over-bed table/Bedside cabinet/Back-up battery/CPR control/Self help pole

HODK-55K 5 Function Electric Hospital Bed



Product Description

1. Detachable ABS head/foot board
2. Collapsible ABS guardrails
3. Embedded rails control
4. Embedded nurse on the foot board
5. Integrated stamping frame and mattress base are made of steel epoxy
6. I.V. Pole & Drainage hook with PU cover
7. Center control lock
8. Chassis with ABS cover
9. Back, Knee, Hi/Lo, Trendelenburg & Anti-Trendelenburg adjustment by 4 motors

Product Specification

| PARAMETER | SPECIFICATION |
|--------------------------------|------------------------|
| Overall size | L2150*W1050*H500-800mm |
| Mattress size | 1950*830mm |
| Adjustable height | 500-800mm |
| Angle of back section | 0 – 75°(±5°) |
| Angle of leg section | 0 – 45°(±5°) |
| Trendelenburg/Anti-trendenburg | 0~12° |
| Net weight/Gross weight | 130KG/135KG |
| Carton Dimension | 2100*1000*500mm/1pc |
| Weight Capacity | 250KG |

Optional Accessory

Mattress/Over-bed table/Bedside cabinet/Back-up battery/CPR control/Self help pole

HODK-31L 3 Function Electric Hospital Bed



Product Description

1. Detachable ABS head/foot board
2. Collapsible aluminum alloy guardrails
3. Integrated stamping frame and mattress base are made of steel epoxy
4. I.V. Pole & Drainage hook with PU cover
5. Heavy duty caster with brakes 5"
6. Back, Knee, Hi/Lo adjustment by 3 motors
7. Hand remote control

Product Parameters

| PARAMETER | SPECIFICATION |
|--------------------------------|-----------------------|
| Overall size | L2150*W950*H350-690mm |
| Mattress base size | 1950*830mm |
| Adjustable height | 350-690mm |
| Angle of back section | 0 – 75°(±5°) |
| Angle of leg section | 0 – 45°(±5°) |
| Trendelenburg/Anti-trendenburg | 0~12° |
| Net weight/Gross weight | 100KG/105KG |
| Carton Dimension | 2050*1000*310mm/1pc |
| Weight Capacity | 200KG |

Optional Accessory

Mattress/Over-bed table/Bedside cabinet/Back-up battery/CPR control/Self help pole

HODK-38L 3 Function Electric Hospital Bed



Product Description

1. Detachable ABS head/foot board
2. Collapsible ABS guardrails
3. Integrated stamping frame and mattress base are made of steel epoxy
4. I.V. Pole & Drainage hook with PU cover
5. Heavy duty caster with brakes 5"
6. Back, Knee, Hi/Lo adjustment by 3 motors
7. Hand remote control

Product Parameters

| PARAMETER | SPECIFICATION |
|--------------------------------|------------------------|
| Overall size | L2150*W1050*H460-720mm |
| Mattress base size | 1950*830mm |
| Adjustable height | 460-720mm |
| Angle of back section | 0 – 75°(±5°) |
| Angle of leg section | 0 – 45°(±5°) |
| Trendelenburg/Anti-trendenburg | 0~12° |
| Net weight/Gross Weight | 110KG/115KG |
| Carton Dimension | 2050*1000*370mm/1pc |
| Weight Capacity | 230KG |

Optional Accessory

Mattress/Over-bed table/Bedside cabinet/Back-up battery/CPR control/Self help pole

HODK-38K 3 Function Electric Hospital Bed



Product Description

1. Detachable ABS head/foot board
2. Collapsible ABS guardrails
3. Integrated stamping frame and mattress base are made of steel epoxy
4. I.V. Pole & Drainage hook with PU cover
5. Center control lock
6. Back, Knee, Hi/Lo adjustment by 3 motors
7. Hand remote control

Product Parameters

| PARAMETER | SPECIFICATION |
|--------------------------------|------------------------|
| Overall size | L2150*W1050*H460-720mm |
| Mattress base size | 1950*830mm |
| Adjustable height | 460-720mm |
| Angle of back section | 0 – 75°(±5°) |
| Angle of leg section | 0 – 45°(±5°) |
| Trendelenburg/Anti-trendenburg | 0~12° |
| Net weight/Gross weight | 120KG/125KG |
| Carton Dimension | 2050*1000*500mm/1pc |
| Weight Capacity | 230KG |

Optional Accessory

Mattress/Over-bed table/Bedside cabinet/Back-up battery/CPR control/Self help pole

HODK-28L 2 Function Electric Hospital Bed



Product Description

1. Detachable ABS head/foot board
2. Collapsible ABS guardrails
3. Integrated stamping frame and mattress base are made of steel epoxy
4. I.V. Pole & Drainage hook with PU cover
5. Heavy duty caster with brakes 5"
6. Back & Knee adjustment by 2 motors
7. Hand remote control

Product Parameters

| PARAMETER | SPECIFICATION |
|-------------------------|--------------------|
| Overall size | L2150*W1050*H500mm |
| Mattress base size | 1950*830mm |
| Angle of back section | 0 – 75°(±5°) |
| Angle of leg section | 0 – 45°(±5°) |
| Net weight/Gross weight | 65KG/70KG |
| Carton Dimension | 2050*980*250mm/1pc |
| Weight Capacity | 220KG |

Optional Accessory

Mattress/Over-bed table/Bedside cabinet/Back-up battery/CPR control/Self help pole

HODK-21K 2 Function Electric Hospital Bed



Product Description

1. Detachable ABS head/foot board
2. Collapsible aluminum alloy guardrails
3. Integrated stamping frame and mattress base are made of steel epoxy
4. I.V. Pole & Drainage hook with PU cover
5. Center control lock
6. Back & Knee adjustment by 2 motors
7. Hand remote control

Product Parameters

| PARAMETER | SPECIFICATION |
|-------------------------|---------------------|
| Overall size | L2150*W950*H500mm |
| Mattress base size | 1950*830mm |
| Angle of back section | 0 – 75°(±5°) |
| Angle of leg section | 0 – 45°(±5°) |
| Net weight/Gross weight | 90KG/95KG |
| Carton Dimension | 2050*1000*310mm/1pc |
| Weight Capacity | 250KG |

Optional Accessory

Mattress/Over-bed table/Bedside cabinet/Back-up battery/CPR control/Self help pole

HODK-21L 2 Function Electric Hospital Bed



Product Description

1. Detachable ABS head/foot board
2. Collapsible aluminum alloy guardrails
3. Integrated stamping frame and mattress base are made of steel epoxy
4. I.V. Pole & Drainage hook with PU cover
5. Heavy duty caster with brakes 5"
6. Back & Knee adjustment by 2 motors
7. Hand remote control

Product Parameters

| PARAMETER | SPECIFICATION |
|-------------------------|---------------------|
| Overall size | L2150*W950*H500mm |
| Mattress base size | 1950*830mm |
| Angle of back section | 0 – 75°(±5°) |
| Angle of leg section | 0 – 45°(±5°) |
| Net weight/Gross weight | 70KG/75KG |
| Carton Dimension | 2050*1000*200mm/1pc |
| Weight Capacity | 220KG |

Optional Accessory

Mattress/Over-bed table/Bedside cabinet/Back-up battery/CPR control/Self help pole

HODK-11L 1 Function Electric Hospital Bed



Product Description

1. Detachable ABS head/foot board
2. Collapsible aluminum alloy guardrails
3. Integrated stamping frame and mattress base are made of steel epoxy
4. I.V. Pole & Drainage hook with PU cover
5. Heavy duty caster with brakes 5"
6. Back adjustment by 1 motor
7. Hand remote control

Product Parameters

| PARAMETER | SPECIFICATION |
|-------------------------|---------------------|
| Overall size | L2150*W950*H500mm |
| Mattress base size | 1950*830mm |
| Angle of back section | 0 – 75°(±5°) |
| Net weight/Gross weight | 60KG/65KG |
| Carton Dimension | 2050*1000*200mm/1pc |
| Weight Capacity | 250KG |

Optional Accessory

Mattress/Over-bed table/Bedside cabinet/Back-up battery/Self help pole

HOMK-51K 5 Function Manual Hospital Bed



Product Description

1. 4-sectioned steel mattress base. And bed frame is made of steel epoxy, Polyester powder coated and baked finish.
2. Collapsible Aluminum Alloy guardrails
3. Detachable ABS head/foot board, it locked with a safety switch
4. I.V Pole & Drainage with PU cover
5. Center control lock system
6. Load bearing capacity is over 180kg
7. ABS or Steel crank system for all functions
8. Back, Knee, Hi/Lo, Trendelenburg & Anti-Trendelenburg adjustment by 4 cranks

Product Parameters

| PARAMETER | SPECIFICATION |
|--------------------------------|-----------------------|
| Overall size | L2150*W950*H400-720mm |
| Mattress size | 1950*830mm |
| Adjustable height | 400-720mm |
| Angle of back section | 0 – 75°(±5°) |
| Angle of leg section | 0 – 45°(±5°) |
| Trendelenburg/Anti-trendenburg | 0~12° |
| Net weight/Gross weight | 120KG/125KG |
| Carton Dimension | 2050*1000*450mm/1pc |
| Weight Capacity | 180KG |

Optional Accessory

Mattress/Bedside Cabinet/Over-bed Table/Self Help Pole

HOMK-38K 3 Function Manual Hospital Bed



Product Description

1. 4-sectioned integrated stamping frame and mattress base are steel made with epoxy. polyester powder coated & baked finish, resistant to chipping and scratching.
2. Collapsible ABS guardrails
3. Detachable ABS head/foot board, it locked with a safety switch
4. I.V Pole & Drainage with PU cover
5. 5" silent castors, Center control lock system
6. Load bearing capacity is over 180kg
7. ABS or Steel crank system for all functions
8. Back, Knee, Hi/Lo adjustment by 3 cranks

Product Parameters

| PARAMETER | SPECIFICATION |
|-------------------------|------------------------|
| Overall size | L2150*W1050*H460-720mm |
| Mattress size | 1950*900mm |
| Adjustable height | 460-720mm |
| Angle of back section | 0 – 75°(±5°) |
| Angle of leg section | 0 – 45°(±5°) |
| Net weight/Gross weight | 120KG/125KG |
| Carton Dimension | 2050*1000*500mm/1pc |
| Weight Capacity | 180KG |

Optional Accessory

Mattress/Bedside Cabinet/Over-bed Table/Self Help Pole

HOMK-31K 3 Function Manual Hospital Bed



Product Description

1. 4-sectioned steel mattress base. And bed frame is made of steel epoxy, Polyester powder coated and baked finish.
2. Collapsible Aluminium Alloy guardrails
3. Detachable ABS head/foot board, it locked with a safety switch
4. I.V Pole & Drainage with PU cover
5. 5" silent castors with brake
6. Load bearing capacity is over 180kg
7. ABS or Steel crank system for all functions
8. Back, Knee, Hi/Lo adjustment by 3 cranks

Product Parameters

| PARAMETER | SPECIFICATION |
|-------------------------|-----------------------|
| Overall size | L2150*W850*H350-690mm |
| Mattress size | 1950*730mm |
| Adjustable height | 350-690mm |
| Angle of back section | 0 – 75°(±5°) |
| Angle of leg section | 0 – 45°(±5°) |
| Net weight/Gross weight | 120KG/125KG |
| Carton Dimension | 2050*1000*450mm/1pc |
| Weight Capacity | 180KG |

Optional Accessory

Mattress/Bedside Cabinet/Over-bed Table/Self Help Pole

HOMK-31L 3 Function Manual Hospital Bed



Product Description

1. 4-sectioned steel mattress base. And bed frame is made of steel epoxy, Polyester powder coated and baked finish.
2. Collapsible Aluminum Alloy guardrails
3. Detachable ABS head/foot board, it locked with a safety switch
4. I.V Pole & Drainage with PU cover
5. 5" silent castors with brake
6. Load bearing capacity is over 180kg
7. ABS or Steel crank system for all functions
8. Back, Knee, Hi/Lo adjustment by 3 cranks

Product Parameters

| PARAMETER | SPECIFICATION |
|-------------------------|-----------------------|
| Overall size | L2150*W950*H350-690mm |
| Mattress size | 1950*830mm |
| Adjustable height | 350-690mm |
| Angle of back section | 0 – 75°(±5°) |
| Angle of leg section | 0 – 45°(±5°) |
| Net weight/Gross weight | 90KG/95KG |
| Carton Dimension | 2050*1000*310mm/1pc |
| Weight Capacity | 180KG |

Optional Accessory

Mattress/Bedside Cabinet/Over-bed Table/Lifting Pole

HOMK-28L 2 Function Manual Hospital Bed



Product Description

1. 4-sectioned steel mattress base. And bed frame is made of steel epoxy, Polyester powder coated and baked finish.
2. Collapsible ABS guardrails
3. Detachable ABS head/foot board, it locked with a safety switch
4. I.V Pole & Drainage with PU cover
5. 5" silent castors with brake
6. Load bearing capacity is over 180kg
7. ABS or Steel crank system for all functions
8. Back, Knee adjustment by 2 cranks

Product Parameters

| PARAMETER | SPECIFICATION |
|-------------------------|---------------------|
| Overall size | L2150*W1050*H500mm |
| Mattress size | 1950*830mm |
| Angle of back section | 0 – 75°(±5°) |
| Angle of leg section | 0 – 45°(±5°) |
| Net weight/Gross weight | 120KG/125KG |
| Carton Dimension | 2050*1000*310mm/1pc |
| Weight Capacity | 180KG |

Optional Accessory

Mattress/Bedside Cabinet/Over-bed Table/Lifting Pole

HOMK-21K 2 Function Manual Hospital Bed



Production Description

1. 4-sectioned steel mattress base. And bed frame is made of steel epoxy, Polyester powder coated and baked finish.
2. Collapsible Aluminum Alloy guardrails
3. Detachable ABS head/foot board, it locked with a safety switch
4. I.V Pole & Drainage with PU cover
5. Central control lock system
6. Load bearing capacity is over 180kg
7. ABS or Steel crank system for all functions
8. Back, Knee adjustment by 2 cranks

Product Parameters

| PARAMETER | SPECIFICATION |
|-------------------------|---------------------|
| Overall size | L2150*W950*H500mm |
| Mattress size | 1950*830mm |
| Angle of back section | 0 – 75°(±5°) |
| Angle of leg section | 0 – 45°(±5°) |
| Net weight/Gross weight | 120KG/125KG |
| Carton Dimension | 2050*1000*310mm/1pc |
| Weight Capacity | 180KG |

Optional Accessory

Mattress/Bedside Cabinet/Over-bed Table/Lifting Pole

HOMK-21L 2 Function Manual Hospital Bed



Production Description

1. 4-sectioned steel mattress base. And bed frame is made of steel epoxy, Polyester powder coated and baked finish.
2. Collapsible Aluminum Alloy guardrails
3. Detachable ABS head/foot board, it locked with a safety switch
4. I.V Pole & Drainage with PU cover
5. 5" silent castors with brake
6. Load bearing capacity is over 180kg
7. ABS or Steel crank system for all functions
8. Back, Knee adjustment by 2 cranks

Product Parameters

| PARAMETER | SPECIFICATION |
|-------------------------|---------------------|
| Overall size | L2150*W950*H500mm |
| Mattress size | 1950*830mm |
| Angle of back section | 0 – 75°(±5°) |
| Angle of leg section | 0 – 45°(±5°) |
| Net weight/Gross weight | 75KG/80KG |
| Carton Dimension | 2050*1000*200mm/1pc |
| Weight Capacity | 180KG |

Optional Accessory

Mattress/Bedside Cabinet/Over-bed Table/Lifting Pole

HOMK-11L 1 Function Manual Hospital Bed



Product Description

1. 2-sectioned steel mattress base. And bed frame is made of steel epoxy, Polyester powder coated and baked finish.
2. Collapsible Aluminum Alloy guardrails
3. Detachable ABS head/foot board, it locked with a safety switch
4. I.V Pole & Drainage with PU cover
5. 5" silent castors with brake
6. Load bearing capacity is over 180kg
7. ABS or Steel crank system for all functions
8. Back adjustment by 1 crank

Product Parameters

| PARAMETER | SPECIFICATION |
|-------------------------|---------------------|
| Overall size | L2150*W950*H500mm |
| Mattress size | 1950*830mm |
| Angle of back section | 0 – 75°(±5°) |
| Net weight/Gross weight | 65KG/70KG |
| Carton Dimension | 2050*1000*200mm/1pc |
| Weight Capacity | 180KG |

Optional Accessory

Mattress/Bedside Cabinet/Over-bed Table/Self help pole

HOMK-T1 1 Function Manual Hospital Bed (Stainless Steel)



Product Description

1. 2-sectioned stainless steel mattress base. And bed frame is made of stainless steel
2. Detachable Stainless steel head/foot board, it locked with a safety switch
3. I.V Pole & Drainage with PU cover
4. 5" silent castors with brake
5. Load bearing capacity is over 180kg
6. ABS or Steel crank system for all functions
7. Back adjustment by 1 crank

Product Parameters

| PARAMETER | SPECIFICATION |
|-------------------------|---------------------|
| Overall size | L2150*W950mm |
| Mattress size | 1950*830mm |
| Fixed height | 500mm |
| Angle of back section | 0 – 75°(±5°) |
| Net weight/Gross weight | 55KG/60KG |
| Carton Dimension | 2050*1000*200mm/1pc |

Optional Accessory

Mattress/Bedside Cabinet/Over-bed Table/Lifting Pole

HOMK-TZ Ordinary Flat Bed



Product Description

1. 1-sectioned steel mattress base. And bed frame is made of steel epoxy, Polyester powder coated and baked finish.
2. Detachable ABS head/foot board, it locked with a safety switch
3. I.V Pole & Drainage with PU cover
4. Load bearing capacity is over 250kg

Product Parameters

| PARAMETER | SPECIFICATION |
|-------------------------|---------------------|
| Overall size | L2150*W950mm |
| Mattress size | 1950*900mm |
| Fixed height | 500mm |
| Angle of back section | 0 – 75°(±5°) |
| Net weight/Gross weight | 55KG/60KG |
| Carton Dimension | 2050*1000*200mm/1pc |
| Weight Capacity | 180KG |

Optional Accessory

Mattress/Bedside Cabinet/Over-bed Table/Self help pole

HOMK-G2L 2 Function Traction Bed



Product Description

1. 4-sectioned steel mattress base. And bed frame is made of steel epoxy, Polyester powder coated and baked finish.
2. Collapsible Aluminum Alloy guardrails
3. Detachable ABS head/foot board, it locked with a safety switch
4. I.V Pole & Drainage with PU cover
5. 5" silent castors with brake
6. Load bearing capacity is over 180kg
7. ABS or Steel crank system for all functions
8. Back, Knee adjustment by 2 cranks
9. Traction frame by Stainless Steel

Product Parameters

| PARAMETER | SPECIFICATION |
|-----------------------|---------------------|
| Overall size | L2150*W950mm*H500mm |
| Mattress size | 1950*830mm |
| Angle of back section | 0 – 75°(±5°) |
| Angle of leg section | 0 – 45°(±5°) |
| Net weight | 100KG |
| Carton Dimension | 2050*1000*330mm/1pc |
| Weight Capacity | 180KG |

Optional Accessory

Mattress/Bedside Cabinet/Over-bed Table/lifting pole

HOMK-G2U 4 Function Traction Bed



Product Description

1. 4-sectioned wood mattress base. And bed frame is made of steel epoxy,
2. Polyester powder coated and baked finish.
3. Collapsible Aluminum Alloy guardrails
4. Detachable Aluminum Alloy head/foot board, it locked with a safety switch
5. I.V Pole & Drainage with PU cover
6. 5" Silent castors with brake
7. Load bearing capacity is over 180kg
8. ABS or Steel crank system for all functions
9. Back, Knee, Hi/Lo adjustment by 4 cranks
10. Traction frame by Stainless Steel

Product Parameters

| PARAMETER | SPECIFICATION |
|-----------------------|---------------------|
| Overall size | L2150*W950mm*H500mm |
| Mattress size | 1950*830mm |
| Angle of back section | 0 – 75°(±5°) |
| Angle of leg section | 0 – 45°(±5°) |
| Net weight | 100KG |
| Carton Dimension | 2050*980*500mm/1pc |
| Weight Capacity | 180KG |

Optional Accessory

Mattress/Bedside Cabinet/Over-bed Table/lifting pole

HOMK-G4U 4 Function Traction Bed



Product Description

1. 4-sectioned mattress base by X-ray translucent platform for radiology. And bed frame is made of steel epoxy, Polyester powder coated and baked finish.
2. Collapsible Aluminum Alloy guardrails
3. Detachable stainless, steel head/foot board, it locked with a safety switch
4. I.V Pole & Drainage with PU cover
5. Center control lock system
6. Load bearing capacity is over 180kg
7. ABS or Steel crank system for all functions
8. Back, Knee, Hi/Lo adjustment by 4 cranks
9. Traction frame by Stainless Steel

Product Parameters

| PARAMETER | SPECIFICATION |
|-----------------------|---------------------|
| Overall size | L2150*W950mm*H500mm |
| Mattress size | 1950*830mm |
| Angle of back section | 0 – 75°(±5°) |
| Angle of leg section | 0 – 45°(±5°) |
| Anti-Trendelenburg | 12° |
| Net weight | 100KG |
| Carton Dimension | 2050*980*500mm/1pc |
| Weight Capacity | 180KG |

Optional Accessory

Mattress/Bedside Cabinet/Over-bed Table/lifting pole

HOB14 Examination Bed Manual



Product Description

The examination couch made of steel epoxy, Polyester powder coated and baked finish. Cushioned with foam mattress, leather covered, and waterproof.

Product Parameters

1. L1900*W650*H800mm
2. Thickness of Mattress:50mm
3. Backrest adjustable:0-75°
4. Carton Size:1950*680*320mm/2pcs

Optional Accessory

Paper Roll Holder

HOB13 Examination Bed

Electric Motor



Product Description

The examination couch, High grade mild steel frame, Cushioned with foam mattress, leather covered and waterproof. Height adjustable by electric motor, Backrest adjustable by Gas Spring. Pedal control and Silent Castor

Product Parameters

1. L1900*W600*H460-750mm
2. Thickness of Mattress:50mm
3. Backrest adjustable by Gas Spring:0-70°
4. Height adjustable by electric motor:460-750mm
5. Hi/Lo adjustment by 1 motor
6. Foot Pedal control
7. Carton Size:1950*650*500mm/1pc

Optional Accessory

Paper Roll Holder

HOB16 Examination Bed

Electric Motor



Product Description

1. The electric couch, High grade mild steel frame coated
2. Cushioned with foam mattress, leather covered, waterproof.
3. Back rest adjustable and Knee rest downwards by Gas Spring control.
4. Height Adjustable by electric motor.
5. Pedal control and Silent castor.
6. Mattress color can change by requirements.

Product Parameters

1. L1900*W600*H460-750mm
2. Thickness of Mattress:50mm
3. Backrest adjustable:0-70°
4. Knee-rest downwards:0-45°
5. Height adjustable by electric motor:460-750mm
6. Hi/Lo adjustment by 1 motor
7. Foot Pedal control
8. Carton Size:1950*650*550mm/pc

Optional Accessory

Paper Roll Holder

HOB15 Examination Bed Manual



Product Description

The Gynecological couch, stainless steel frame, Cushioned with foam mattress, leather covered, waterproof. Leg holder adjustable and S.S basin. Backrest adjustable and Knee-rest downwards by double ratchet mechanism.

Product Parameters

1. L1800*W600*H800mm
2. Thickness of Mattress:50mm
3. Backrest adjustable:0-70°
4. Knee-rest downwards:0-90°
5. Carton Size:1020*740*220mm/1pc

Optional Accessory

Paper Roll Holder

HOM1 Hospital Bed Mattress



Product Specification

1. Plain Mattress
2. Washable Canvas Surface (PU Artificial Leather Surface available)
3. Mattress thickness:8cm,10cm,15cm
4. Standard Size: 1950*900*80mm (Size can be customized)
5. G.W.: 5.50KG, N.W.: 5.30KG
6. High density sponge brings comfortable sleeping
7. Washable cover can be kept clean always

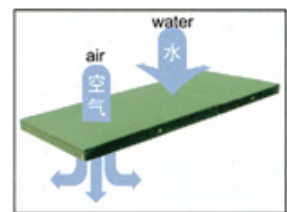



HOM2 Hospital Bed Mattress



Product Specification

1. 1-folding mattress
2. Washable Canvas Surface (PU Artificial Leather Surface available)
3. Mattress thickness:8cm,10cm,15cm
4. Blue Color
5. Standard size: 1950*900*80mm (Size can be customized)
6. GW: 5.5kg; NW: 5.3kg

HOM3 Hospital Bed Mattress



Product Description

1. 4-folding mattress
2. Washable Canvas Surface (PU Artificial Leather Surface available)
3. Mattress thickness:8cm,10cm,15cm
4. Size: 1950*900*80mm (Size can be customized)
5. N.W.: 5.30KG
6. G.W.: 5.50KG

HOM4 Hospital Bed Mattress



Product Description

1. Washable Canvas Surface (PU Artificial Leather Surface available)
2. Mattress thickness:8cm,10cm,15cm

HOCB21 Overbed Table



Product Description

Material: the top made of fiberboard fire-proof. And the frame will be steel tube chromed.
Height adjustment by gas spring.

Product Parameters

Specification:L765*W385*H710/1100mm

HOCB22 Overbed Table



Product Description

Material:the top made of ABS Board. And the frame will be steel tube coated.
Height adjustment by gas spring.

Product Parameters

Specification:L900*W450*H720/1050mm

HOBDO3 Baby Bed



Product Description

1. Full stainless steel with transparent ABS basin and castor.
2. This bed can take a bath or sleeping.

Product Parameters

1. L820*W460*H750-1000mm
2. Stainless steel frame, with ABS plastic basin
3. Inclination angle adjustable by mechanic system, 0-12°
4. Mattress: L750*W400mm

Optional Accessory

Bedside Cabinet

HOBDO4 Baby Bed



Product Description

1. Full stainless steel with transparent GRP basin and castor.
2. Four small flexible casters, can be braked respectively and without noise.
3. This bed can take a bath or sleeping.

Product Parameters

1. Overall size: L820*W460*H650/900mm
2. Inside size of mattress base: L750*W400mm

Optional Accessory

Bedside Cabinet

HOBDO8 Baby Bed



Product Description

1. Steel epoxy with transparent GRP and castor
2. Aluminum column, transparent and hi-density baby basin
3. The trendelenburg can also be adjusted by the gas spring system, trendelenburg and reverse trendelenburg 15°
4. Height adjustable by gas spring from 780mm to 980mm
5. Four small flexible casters, can be braked respectively and without noise.
6. This bed can take a bath or sleeping.
7. Three color to choose: blue, green and pink

Product Parameters

1. Overall size: L1080*W420*H780-980mm
2. Inside size of mattress base: L1000*W360mm
3. Tilt by gas spring: 0-15°
4. Height adjustable: 780-980mm

Optional Accessory

Bedside cabinet

HOBDO1 Children Bed



Product Description

1. 2-sectioned steel coated mattress base. And bed frame is made of steel epoxy,
2. Polyester powder coated and baked finish.
3. Collapsible steel coated guardrails
4. I.V Pole & Drainage with PU cover
5. Heavy duty castor with brakes
6. Manual crank system 1 set
7. Load bearing capacity is over 150kg
8. ABS or Steel crank system for all functions
9. Back adjustment by 1 crank

Product Parameters

1. Overall size: 1850 x 750*550mm
2. Mattress size: 1750 x630mm
3. Angle of back section: $75^{\circ} \pm 5^{\circ}$
4. Net Weight/Gross Weight: 75KG/80KG
5. Carton size:1950*1000*250mm/1pc
6. Weight Capacity:150KG

Optional Accessory

Mattress/Bedside Cabinet/Over-bed Table

HOBD10 Children Bed



Product Description

1. 4-sectioned steel coated mattress base. And bed frame is made of steel epoxy, Polyester powder coated and baked finish.
2. Collapsible steel coated guardrails
3. I.V Pole & Drainage with PU cover
4. Heavy duty castor with brakes
5. Manual crank system 2 set (stainless steel crank)
6. Load bearing capacity is over 150kg
7. Mattress density 30kg/m³, and mattress thickness is 100mm, PU cover

Product Parameters

1. Overall size: 1850 x 750x550mm
2. Mattress size: 1750 x630mm
3. Angle of back section: 75°± 5°
4. Angle of leg section:45°± 5°
5. Net Weight: 80KG/85KG
6. Carton size:1900*1000*250mm/1pc
7. Weight Capacity: 150KG

Optional Accessory

Mattress/Bedside Cabinet/Over-bed Table

HOJM011-A Connecting Transfer Stretcher



Technical Specifications

| PARAMETER | SPECIFICATION |
|-----------------------------------|---|
| Size for full Cart | Full Length:365cm |
| | Full Width:64cm |
| Bed base height range | Maximum Height:97cm |
| | Minimum Height:64cm |
| Back section panel | 0°-≥70° |
| Maximum dynamic safe load | 135KG |
| Configuration | Diameter of centrally silent castor Φ 15cm |
| | Shock proof system fifth wheel |
| | PP bed base |
| | PP side rail |
| | Mattress (Optional) |
| | I.V pole (Optional) |
| | Top coat: Electrostatic powder coating |
| Bed frame: Cold-rolled steel tube | |

HOJM002 Manual Transfer Stretcher



Technical Specifications

| PARAMETER | SPECIFICATION |
|-------------------------------|---|
| Size for full Cart | Full Length:193cm |
| | Full Width:64cm |
| Bed base height range | Maximum Height:90cm |
| | Minimum Height:50cm |
| Back section panel | 0°-≥70° |
| Maximum static safe load | 250KG |
| Maximum dynamic safe load | 135KG |
| Configuration | Diameter of centrally silent castor Φ 15cm |
| | Shock proof system fifth wheel |
| | PP bed base |
| | CPR handle |
| | PP side rail |
| | Mattress (Optional) |
| | I.V pole (Optional) |
| | Top coat:Electrostatic powder coating |
| Bed frame:Aluminum alloy rail | |

HOJM004 Hydraulic Transfer Stretcher



Technical Specifications

| PARAMETER | SPECIFICATION |
|-----------------------------------|---|
| Size for full Cart | Full Length:193cm |
| | Full Width:70cm |
| Bed base height range | Maximum Height:93cm |
| | Minimum Height:63cm |
| Back section panel | 0°-≥70° |
| Trendelenburg&Anti-Trendelenburg | 0°-≥12° |
| Maximum static safe load | 250KG |
| Maximum dynamic safe load | 135KG |
| Configuration | Diameter of centrally silent castor Φ 20cm |
| | Shock proof system fifth wheel |
| | Two separate hydraulic pumps |
| | Hydraulic control panel |
| | PP bed base |
| | CPR handle |
| | PP side rail |
| | Mattress (Optional) |
| | I.V pole (Optional) |
| | Top coat: Electrostatic powder coating |
| Bed frame: Cold rolled steel tube | |

HOJM007 Electric Transfer Stretcher



Technical Specification

| PARAMETER | SPECIFICATION |
|----------------------------------|---|
| Size for full Cart | Full Length:212cm |
| | Full Width:80cm |
| Bed base height range | Maximum Height:93cm |
| | Minimum Height:63cm |
| Back section panel | 0°-≥70° |
| Leg section panel | 0°-≥30° |
| Trendelenburg&Anti-Trendelenburg | 0°-≥12° |
| Maximum static safe load | 250KG |
| Maximum dynamic safe load | 135KG |
| Configuration | Diameter of centrally silent castor Φ 20cm |
| | Shock proof system fifth wheel |
| | Electronic control panel |
| | Back rest can do x-ray (Electronic panel made in America) |
| | CPR handle |
| | Aluminum alloy side rail |
| | Mattress (Optional) |
| | I.V pole (Optional) |
| | Top coat:Electrostatic powder coating |
| Bed frame:Cold-rolled steel tube | |

HOA101B

Patient Trolley



Technical Specification

1. Material: Stainless Steel
2. Stainless steel rail can up and down
3. Bed Frame can be separated
4. Can be made as assembling
5. Size:L1935xW570XH650

HOA103B Patient Trolley

Mattress Included



Product Description

2 Section: adjustable head section and fixed trunk section with mattress

Frame is made of tubular stainless steel

Features

1. Size:1950x570x750mm
2. 2 section: adjustable head section and fixed trunk section with mattress
3. Head section is adjusted by manual rack mechanism
4. Frame is made of of tubular stainless steel
5. Fitted with 4 anti-shock resin bumpers, one at each corner
6. Water proof mattress cover, high dense sponge inside
7. Fitted with 2 fold-able stainless steel side rails, lockable in raised position
8. With multiple drainage bag hooks at each side
9. IV pole with clamp, to be mounted at head end
10. Fitted with 1 storage basket and 1 oxygen cylinder carrier
11. Mounted on 4 anti-static swivel castors, diameter12.5cm with brakes

HOJM013 Patient Trolley



Technical Specification

1. Size:190x63x80cm
2. I.V Pole
3. Stainless Steel Side Rail
4. Material:Quality Stainless Steel and artificial leather

HOJM014 Patient Trolley



Technical Specification

1. Size:190x63x80cm
2. I.V Pole
3. Stainless Steel Side Rail
4. Material:Quality Stainless Steel and artificial leather

HOJM015 Patient Trolley



Technical Specification

1. Size:190x63x60-80cm
2. I.V Pole
3. Stainless Steel Side Rail
4. Material:Quality Stainless Steel and artificial leather